



# Redefining Public Charge - Appendix

By Samuel Hammond and Robert Orr

---

This appendix provides methodological information for our report, Redefining Public Charge, as well as state level figures by program. The original report can be found [here](#).

Estimates for the number of individuals impacted by the draft executive order were calculated using the Current Population Survey (CPS). The CPS is a survey conducted by the federal government that collects information on the persons, families, and household in the United States. The survey reflects the civilian noninstitutional population of the country.

## **Benefits Supplied at Personal & Household Level**

The CPS tracks the receipt of most federal benefits at the personal level. This includes Medicaid and cash assistance (TANF). However, a number of public benefits are recorded at the household level such as the Supplemental Nutrition Assistance Program (SNAP) and the National School Lunch Program (NSLP). For benefits delivered at the household level, the CPS cannot discern the immigration status of the intended recipient for households containing both citizens and noncitizens. In households where this is the case, this may lead analysis of household-delivered benefits to overstate the estimate. This is of particular relevance for the National School Lunch Program, where a noncitizen parent would be counted as receiving the benefit even if his children were native-born citizens. For this reason, we give an estimate for the receipt of public benefits for any program as well as any program excluding the NSLP (See Table).

## **Sampling Error**

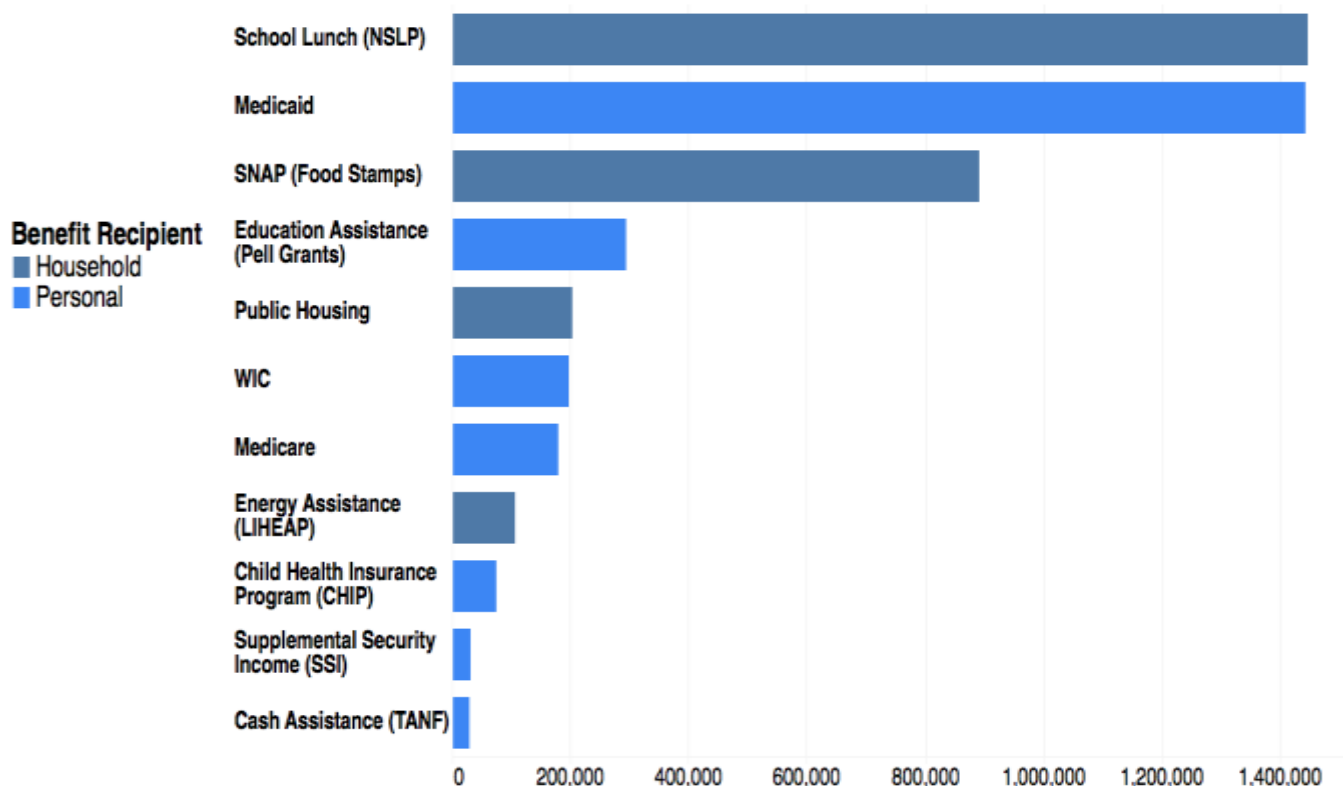
The CPS is sample based and therefore subject to sampling error. This is especially true for groups like immigrants that are harder to count. For example, immigrants are less likely to speak English and more likely to use temporary housing arrangements. Many undocumented immigrants are wary of responding to government census workers out of fear that they will be reported for to the federal government.

Samuel Hammond is the Poverty and Welfare Policy Analyst for the Niskanen Center and can be reached at [shammond@niskanencenter.org](mailto:shammond@niskanencenter.org). Robert Orr is an intern within the Poverty and Welfare program.

The estimates displayed in the table below represent the “best estimate” according to the CPS, but sampling error may lead to divergence from the exact number. For example, the estimated size of the noncitizen population that entered the country during the last 5 years and also uses at least one public benefit program in California is 441,081 and the standard error for this estimate is 51,639. A calculation of  $1.645 \times 51,639$  produces a 90% confidence interval of 356,134 to 526,029 for the estimate. This means there is a 90% chance that the number of noncitizens that have entered the country in the previous 5 years is between 356,134 and 526,029.

The population estimates of states with smaller immigrant populations have higher standard errors. Additional caution should be exercised when citing estimates from smaller states or from individual programs. Low confidence estimates are displayed in red (see table below).

### Noncitizens who entered the country between 2010-2015, by Current Usage of Government Programs

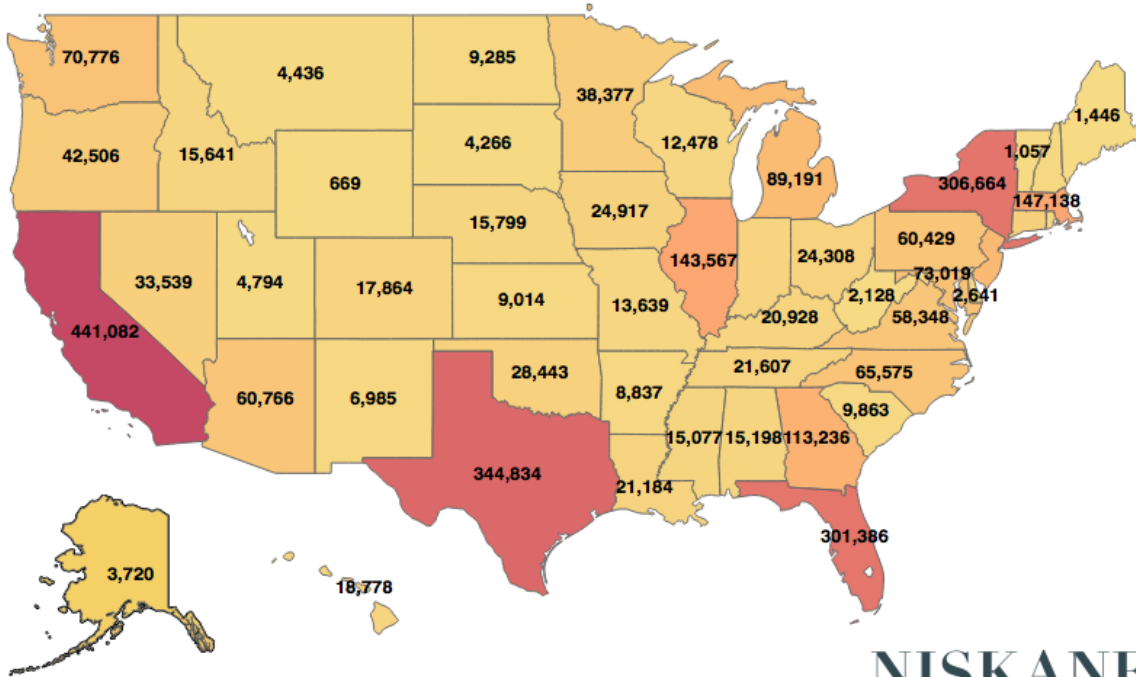


Source:  
Analysis of 2016 Current Population Survey data



## Immigrants Impacted by 'Public Charge' Executive Order

Used any Means-tested Public Benefit, Noncitizens, Entered Country during last 5 years.

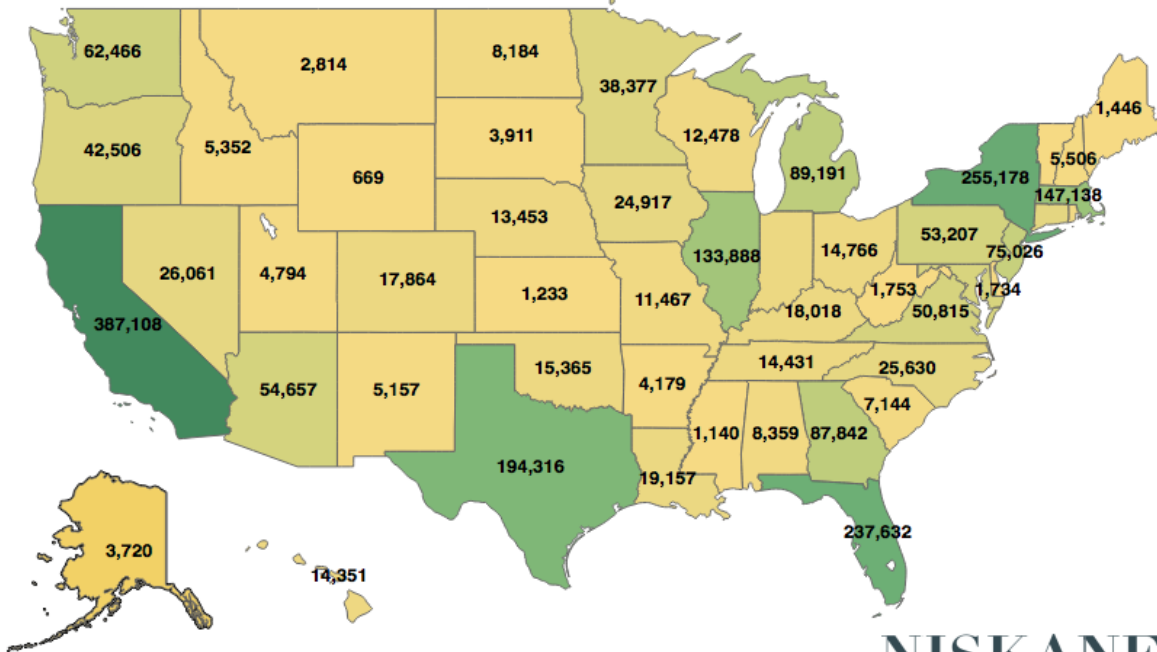


Source: authors' analysis of the Current Population Survey

**NISKANEN**  
C E N T E R

## Immigrants Impacted by 'Public Charge' Executive Order (Excl. NSLP)

Used any Means-tested Public Benefit, Noncitizens, Entered Country during last 5 years.



Source: authors' analysis of the Current Population Survey

**NISKANEN**  
C E N T E R

**Table: Immigrants Receiving Public Benefits, Entered Country during Previous 5 Years, by State and Program**

| State                | Public Benefit Program |          |      |        |              |                |       |       |                      |          |        | Totals                           |                     |
|----------------------|------------------------|----------|------|--------|--------------|----------------|-------|-------|----------------------|----------|--------|----------------------------------|---------------------|
|                      | SNAP                   | Medicare | SSI  | LIHEAP | Cash Benefit | Public Housing | CHIP  | WIC   | Education Assistance | Medicaid | NSLP   | Receive Any Benefit (Excl. NSLP) | Receive Any Benefit |
| Alabama              | 1504                   | ~ 0      | ~ 0  | ~ 0    | ~ 0          | 3480           | 1589  | 889   | ~ 0                  | 2483     | 8344   | 8358                             | 15198               |
| Alaska               | 2436                   | 498      | ~ 0  | ~ 0    | ~ 0          | 1798           | ~ 0   | 546   | ~ 0                  | 803      | 2436   | 3719                             | 3719                |
| Arizona              | 29339                  | 9094     | 3456 | 2946   | ~ 0          | 2414           | 3364  | 10247 | ~ 0                  | 34738    | 38694  | 54657                            | 60765               |
| Arkansas             | 1300                   | ~ 0      | ~ 0  | 1300   | ~ 0          | ~ 0            | ~ 0   | ~ 0   | 2166                 | 2012     | 4658   | 4178                             | 8837                |
| California           | 133253                 | 31708    | 3397 | 18814  | 7621         | 30263          | 1552  | 43354 | 30899                | 279221   | 211104 | 387107                           | 441081              |
| Colorado             | 6777                   | ~ 0      | ~ 0  | ~ 0    | ~ 0          | 2903           | ~ 0   | 4023  | 2150                 | 2008     | 2903   | 17863                            | 17863               |
| Connecticut          | 9493                   | 5588     | 953  | ~ 0    | ~ 0          | 5769           | ~ 0   | 2770  | ~ 0                  | 20789    | 11894  | 29148                            | 32502               |
| Delaware             | 487                    | ~ 0      | ~ 0  | ~ 0    | ~ 0          | 432            | ~ 0   | 409   | ~ 0                  | 405      | 1394   | 1734                             | 2641                |
| District of Columbia | 432                    | 172      | 180  | ~ 0    | ~ 0          | ~ 0            | ~ 0   | ~ 0   | 1309                 | 7277     | 567    | 8759                             | 9083                |
| Florida              | 109265                 | 33180    | 5534 | ~ 0    | ~ 0          | 11025          | 4252  | 17387 | 21756                | 121656   | 194723 | 237631                           | 301386              |
| Georgia              | 45365                  | 3890     | ~ 0  | ~ 0    | ~ 0          | ~ 0            | 10591 | 13280 | 10039                | 51657    | 61121  | 87842                            | 113235              |
| Hawaii               | 2607                   | 1233     | 375  | 1304   | 433          | 2966           | ~ 0   | 425   | 1280                 | 8008     | 8134   | 14350                            | 18778               |
| Idaho                | 1768                   | 1528     | 669  | ~ 0    | ~ 0          | 636            | ~ 0   | 1418  | ~ 0                  | 1037     | 11759  | 5351                             | 15641               |
| Illinois             | 72125                  | 7689     | ~ 0  | 3808   | 3970         | 12911          | 1852  | 8764  | 26915                | 83383    | 81562  | 133887                           | 143567              |
| Indiana              | 2750                   | 4020     | ~ 0  | ~ 0    | ~ 0          | ~ 0            | ~ 0   | ~ 0   | 6365                 | 8419     | 2824   | 17972                            | 17972               |
| Iowa                 | 14426                  | ~ 0      | 1130 | ~ 0    | ~ 0          | 1213           | ~ 0   | 3730  | ~ 0                  | 19739    | 8994   | 24916                            | 24916               |
| Kansas               | ~ 0                    | ~ 0      | ~ 0  | ~ 0    | ~ 0          | 1233           | ~ 0   | ~ 0   | ~ 0                  | ~ 0      | 7780   | 1233                             | 9013                |
| Kentucky             | 8253                   | 1283     | ~ 0  | ~ 0    | ~ 0          | 7145           | 1108  | 1924  | 6555                 | 8253     | 11163  | 18018                            | 20928               |
| Louisiana            | 6447                   | ~ 0      | ~ 0  | ~ 0    | ~ 0          | ~ 0            | 2559  | 1575  | 7476                 | 8139     | 6717   | 19157                            | 21184               |

Redefining “Public Charge” - Appendix

| State          | Public Benefit Program |          |      |        |              |                |      |      |                      |          |        | Totals                           |                     |
|----------------|------------------------|----------|------|--------|--------------|----------------|------|------|----------------------|----------|--------|----------------------------------|---------------------|
|                | SNAP                   | Medicare | SSI  | LIHEAP | Cash Benefit | Public Housing | CHIP | WIC  | Education Assistance | Medicaid | NSLP   | Receive Any Benefit (Excl. NSLP) | Receive Any Benefit |
| Maine          | ~ 0                    | ~ 0      | ~ 0  | ~ 0    | ~ 0          | ~ 0            | ~ 0  | ~ 0  | ~ 0                  | 1445     | ~ 0    | 1445                             | 1445                |
| Maryland       | 12826                  | 1929     | ~ 0  | ~ 0    | 2458         | 18604          | 1516 | 8017 | 3644                 | 30419    | 53148  | 49073                            | 73018               |
| Massachusetts  | 57542                  | 2650     | 4161 | 22523  | 3860         | 10739          | ~ 0  | 9283 | 8693                 | 111536   | 34725  | 147137                           | 147137              |
| Michigan       | 58361                  | 4845     | ~ 0  | ~ 0    | ~ 0          | ~ 0            | ~ 0  | 4083 | 22301                | 57821    | 34088  | 89190                            | 89190               |
| Minnesota      | 10196                  | 8857     | 2195 | 6215   | 3139         | ~ 0            | ~ 0  | ~ 0  | 14834                | 26545    | 8295   | 38377                            | 38377               |
| Mississippi    | ~ 0                    | ~ 0      | ~ 0  | ~ 0    | ~ 0          | ~ 0            | ~ 0  | 488  | ~ 0                  | 651      | 15076  | 1140                             | 15076               |
| Missouri       | 11467                  | ~ 0      | ~ 0  | ~ 0    | ~ 0          | ~ 0            | ~ 0  | ~ 0  | 3569                 | ~ 0      | 13638  | 11467                            | 13638               |
| Montana        | ~ 0                    | ~ 0      | 188  | ~ 0    | ~ 0          | 597            | ~ 0  | ~ 0  | 2338                 | 188      | 1622   | 2813                             | 4435                |
| Nebraska       | 3180                   | 513      | ~ 0  | ~ 0    | ~ 0          | 7511           | ~ 0  | 545  | 3745                 | 7062     | 6676   | 13452                            | 15798               |
| Nevada         | 15819                  | 3868     | ~ 0  | ~ 0    | 984          | 7104           | 1022 | ~ 0  | 1222                 | 10453    | 14358  | 26061                            | 33539               |
| New Hampshire  | 3417                   | ~ 0      | ~ 0  | 543    | ~ 0          | 2873           | ~ 0  | ~ 0  | 1180                 | 3261     | 3417   | 5506                             | 5506                |
| New Jersey     | 33241                  | 1951     | ~ 0  | 11624  | ~ 0          | ~ 0            | ~ 0  | 3508 | 9917                 | 56860    | 47828  | 75025                            | 92711               |
| New Mexico     | 4593                   | ~ 0      | ~ 0  | 1067   | ~ 0          | ~ 0            | ~ 0  | 706  | ~ 0                  | 4056     | 5014   | 5156                             | 6984                |
| New York       | 85073                  | 16294    | 1745 | 5975   | ~ 0          | 7998           | 4560 | 8442 | 21707                | 199383   | 152964 | 255178                           | 306663              |
| North Carolina | 12023                  | 3317     | ~ 0  | ~ 0    | ~ 0          | ~ 0            | 1138 | 4205 | 3645                 | 9960     | 42948  | 25629                            | 65574               |
| North Dakota   | 4249                   | ~ 0      | 834  | ~ 0    | 232          | 1626           | ~ 0  | 1006 | 3120                 | 2198     | 4347   | 8183                             | 9285                |
| Ohio           | 6297                   | ~ 0      | ~ 0  | ~ 0    | ~ 0          | ~ 0            | ~ 0  | 4137 | 4942                 | 7751     | 13679  | 14765                            | 24307               |
| Oklahoma       | 8008                   | ~ 0      | ~ 0  | 5786   | ~ 0          | ~ 0            | ~ 0  | 2363 | 7190                 | 2210     | 19981  | 15364                            | 28442               |
| Oregon         | 4628                   | ~ 0      | ~ 0  | 2873   | ~ 0          | 19903          | ~ 0  | ~ 0  | 4690                 | 27236    | 7408   | 42506                            | 42506               |
| Pennsylvania   | 17338                  | ~ 0      | ~ 0  | 6110   | ~ 0          | ~ 0            | ~ 0  | 5773 | 6150                 | 44433    | 8750   | 53207                            | 60428               |
| Rhode Island   | 1718                   | 533      | ~ 0  | ~ 0    | ~ 0          | ~ 0            | ~ 0  | ~ 0  | 2770                 | 1941     | 1307   | 6964                             | 8272                |



| State          | Public Benefit Program |          |      |        |              |                |       |       |                      |          |        | Totals                           |                     |
|----------------|------------------------|----------|------|--------|--------------|----------------|-------|-------|----------------------|----------|--------|----------------------------------|---------------------|
|                | SNAP                   | Medicare | SSI  | LIHEAP | Cash Benefit | Public Housing | CHIP  | WIC   | Education Assistance | Medicaid | NSLP   | Receive Any Benefit (Excl. NSLP) | Receive Any Benefit |
| South Carolina | ~ 0                    | 1302     | ~ 0  | ~ 0    | ~ 0          | ~ 0            | ~ 0   | 998   | 1613                 | 3229     | 2718   | 7144                             | 9863                |
| South Dakota   | 955                    | ~ 0      | ~ 0  | ~ 0    | ~ 0          | ~ 0            | ~ 0   | 605   | 2393                 | 634      | 971    | 3911                             | 4266                |
| Tennessee      | ~ 0                    | ~ 0      | ~ 0  | ~ 0    | ~ 0          | ~ 0            | 2111  | ~ 0   | 1700                 | 12730    | 8552   | 14430                            | 21607               |
| Texas          | 49777                  | 18145    | 4175 | 3560   | ~ 0          | 18528          | 28875 | 12577 | 15301                | 97330    | 218123 | 194315                           | 344834              |
| Utah           | 2475                   | 569      | ~ 0  | 2475   | ~ 0          | ~ 0            | ~ 0   | ~ 0   | 936                  | 2426     | ~ 0    | 4794                             | 4794                |
| Vermont        | 174                    | 174      | ~ 0  | ~ 0    | ~ 0          | 472            | ~ 0   | 236   | 236                  | 646      | 584    | 646                              | 1056                |
| Virginia       | 16356                  | 4234     | ~ 0  | ~ 0    | ~ 0          | 8176           | 6540  | 5334  | 11875                | 12896    | 11049  | 50815                            | 58347               |
| Washington     | 22738                  | 9985     | 2385 | 9920   | 6655         | 13989          | 3429  | 7179  | 11920                | 41647    | 39400  | 62465                            | 70776               |
| West Virginia  | ~ 0                    | ~ 0      | ~ 0  | ~ 0    | ~ 0          | 394            | ~ 0   | ~ 0   | 1358                 | 583      | 375    | 1752                             | 2128                |
| Wisconsin      | ~ 0                    | ~ 0      | ~ 0  | ~ 0    | ~ 0          | ~ 0            | ~ 0   | 6575  | 3771                 | 5038     | ~ 0    | 12478                            | 12478               |
| Wyoming        | 484                    | 184      | ~ 0  | ~ 0    | ~ 0          | ~ 0            | ~ 0   | ~ 0   | ~ 0                  | 187      | 187    | 668                              | 668                 |

**Notes:**

Estimates that are recorded as ~ 0 indicates a non-statistically significant population.

Red-colored cell values indicate estimates with greater p-values > 0.1 or where the CPS records zero observations. Exercise additional caution when citing these values.